



08 September 2010

456 HIGH STREET • MT. HOLLY, NJ 08060
(609)265-2652/265-0333FAX • WWW.RYEBREAD.COM

SUBJECT:

ADDENDUM #1

ALTERATION & RENOVATION - NEW
HANOVER PUBLIC SCHOOL
New Hanover Township BOE
RYEB Project #5260Ca/Cb AS

ADDENDUM #1

This addendum is issued to clarify, correct or supplement the Documents as originally issued and will become a part of the Contract. Receipt thereof shall be acknowledged by Bidders in space provided in the *FORM OF BID*. Failure to acknowledge this Addendum on the official *FORM OF BID* may be cause for rejection of Bid.

- 1.01 AMENDMENT: (Reference to attached WSK 1.0 and WSK 2.0 sketches): Amend the following:
- A. Amend the doorframes as indicated in WSK 1.0; titled as "Amended Door/Frame Types". All other door/frame types on the contract documents remain unchanged.
 - B. Amend the door/frame items as shown in the attached WSK 2.0; titled as "Amended Door Schedule", with amended items indicated as clouded. Unless indicated as "clouded", all other door/frame types on the contract documents remain unchanged.
- 1.02 ADDITION: (Reference to Type "A" Signage): Contractor shall provide a total of six (6), signage type "A" signs with arrows and installed at locations to be determined in the field as directed by the Architect.
- 1.03 CLARIFICATION: (Reference to plan detail 15 on drawing A1.6): The ceiling-mounted exam track and curtains referenced on the "Enlarged Nurse/RR Plan", is part of this contract.
- 1.04 AMENDMENT: (Reference to the following language now permitting the use of Victaulic piping system):

0.1 MECHANICAL PIPE COUPLINGS

A. Mechanical pipe couplings similar to Victaulic may be used at this Section's option for the following above ground services:

1. Mechanical couplings are permitted in hot water heating and in chilled water systems.

B. Couplings shall be self-centering and shall engage and lock in place the grooved or shouldered pipe and pipe fitting ends in a positive watertight couple. Some degree of angular pipe deflection, contraction, and expansion should be allowed.

C. Coupling housing clamps shall be fabricated in two or more parts of malleable iron castings, in accordance with Federal Specification QO-I-666c, Grade II. Housing clamps shall hold in place a composition water-sealing gasket designed so that internal water pressure serves to increase the seal's water tightness. Water-sealing gasket shall be of molded synthetic rubber in accordance with ASTM D735-61, Grade No. R615BZ, with special heat-resistance test of 16 hours at 380°F., and maximum elongation change of minus 30%.

D. Coupling assembly shall be securely held together by two or more track-head, oval-neck, steel bolts. Bolts and nuts shall be heat-treated carbon steel and shall be in accordance with ASTM A-183-60. Coupling on outdoor piping shall have galvanized bolts and nuts.

E. All pipe fittings used in connection with pipe couplings shall have grooved or shouldered ends and shall be fabricated of malleable iron castings in accordance with Federal Specification QO-1-666c, Grade II, or ductile iron Grade 60-45-10 in accordance with ASTM A-339-55.

F. Before assembling couplings, lightly coat pipe ends and outside of gaskets with cup grease or graphite paste as recommended by vendor, to facilitate installation.

G. Pipe grooving shall be in accordance with the manufacturer's specifications.

H. Pipes, fitting, and valves shall be provided with grooved or shouldered ends in accordance with pipe coupling manufacturer's latest published literature. Flanged or threaded end valves may be used with grooved adapters.

I. Couplings and fitting shall be designed for a system pressure specified elsewhere and in conformance with manufacturer's published data.

J. Entire coupling installation shall be done in accordance with manufacturer's latest published literature.

K. After completion of pipe coupling installation, Contractor shall furnish to the Owner's representative a signed certificate of compliance with the manufacturer's installation instructions.

L. Couplings shall be standard weight as a minimum requirement.

ATTACHMENTS

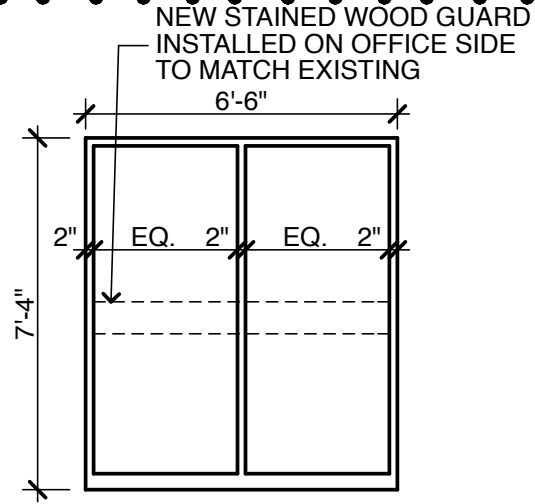
1. WSK-1.0, "Amended Door/Frame Types", dated 08 September 2010, consisting of one page.
2. WSK-2.0, "Amended Door Schedule", dated 08 September 2010, consisting of four pages.

END OF ADDENDUM #1 (Consisting of 8 pages total)

GLAZING TYPES:

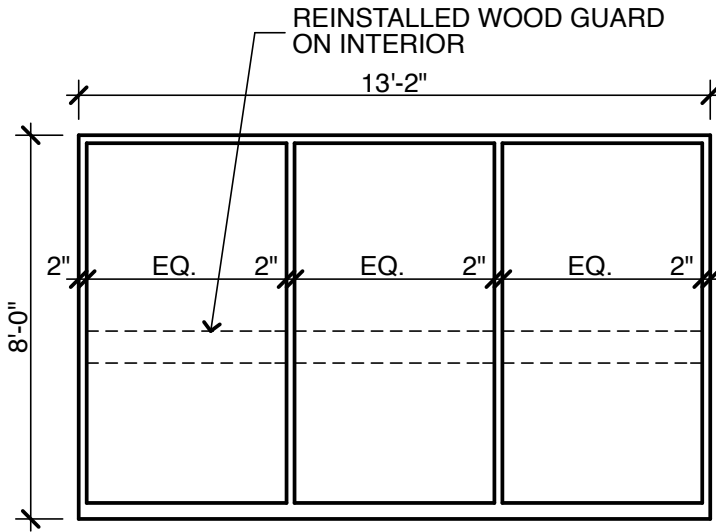
G-1: 1/4" CLEAR TEMPERED SAFETY FLOAT GLASS

G-2: INSULATED GLASS WITH LOW-E AND DARK GREY TINT. TEMPERED GLAZING EACH LITE



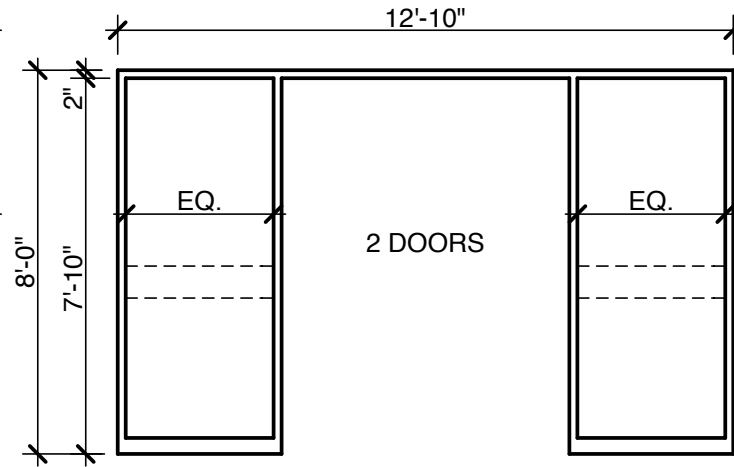
GLAZING TYPE G-1

F-7



GLAZING TYPE G-2

F-6



GLAZING TYPE G-2

F-5

AMENDED DOOR/FRAME TYPES

SCALE: 1/4" = 1'-0"

NEW HANOVER TOWNSHIP SCHOOL
122 FORT DIX STREET
WRIGHTSTOWN, NEW JERSEY

WSK 1.0

DRAWING DATE:
08 SEPT 2010
COMMISSION NO.:
5260Ca/Cb AS

REGAN YOUNG ENGLAND BUTERA
REFERENDUMS • ENGINEERING • ARCHITECTURE • DESIGN

456 HIGH STREET • MT. HOLLY, NEW JERSEY 08060 USA
+1(609)265-2652/-0339FAX • 21A100912100 • RYEBREAD.COM

DOOR SCHEDULE

DOOR SCHEDULE															REMARKS
DOOR							FRAME							REMARKS	
NUMBER	TYPE	WIDE	HEIGHT	THICKNESS	MATERIAL	GLAZ'G TYPE	TYPE	WIDE	HEIGHT	MATERIAL	GLAZ'G TYPE	FIRE RAT'G	HDW SET		
100.1	D-6	3'-0"	7'-0"	1 3/4"	SRWD	G-1	F-1	FIELD VERIFY	FIELD VERIFY	WD	N/A	20	21	(4) (5)	
101.1	D-6	3'-0"	7'-0"	1 3/4"	SRWD	G-1	F-1	FIELD VERIFY	FIELD VERIFY	WD	N/A	20	21	(4) (5)	
102.1	D-6	2'-6"	7'-0"	1 3/4"	SRWD	G-1	F-1	FIELD VERIFY	FIELD VERIFY	WD	N/A	20	22	(4) (5)	
B.1	D-7	2'-6"	7'-0"	1 3/4"	SRWD	N/A	F-1	FIELD VERIFY	FIELD VERIFY	WD	N/A	45	19	(4) (5)	
104.1	D-7	2'-6"	7'-0"	1 3/4"	SRWD	N/A	F-1	FIELD VERIFY	FIELD VERIFY	WD	N/A	45	18	(4) (5)	
106.1	D-1	(2) 2'-8"	7'-0"	1 3/4"	FRP	G-2	E	E	E	ALUM	N/A	N/A	01	(1) (2)	
107.1	D-7	2'-6"	7'-0"	1 3/4"	SRWD	G-1	F-1	FIELD VERIFY	FIELD VERIFY	WD	N/A	45	21	(4) (5)	
108.1	D-7	3'-0"	7'-0"	1 3/4"	SRWD	N/A	F-1	FIELD VERIFY	FIELD VERIFY	WD	N/A	20	20	(4) (5)	
109.1	D-6	2'-6"	7'-0"	1 3/4"	SRWD	G-1	F-1	FIELD VERIFY	FIELD VERIFY	WD	N/A	20	21	(4) (5)	
113.1	D-6	2'-6"	7'-0"	1 3/4"	SRWD	G-1	F-1	FIELD VERIFY	FIELD VERIFY	WD	N/A	20	21	(4) (5)	
114.1	D-2	3'-1"	7'-2"	1 3/4"	FRP	G-2	F-1	3'-5"	7'-4"	ALUM	N/A	N/A	03		
115.1	D-2	3'-1"	7'-2"	1 3/4"	FRP	G-2	F-1	3'-5"	7'-4"	ALUM	N/A	N/A	03		
116.1	D-2	3'-1"	7'-2"	1 3/4"	FRP	G-2	F-1	3'-5"	7'-4"	ALUM	N/A	N/A	03		
117.1	D-6	(2) 2'-6"	7'-0"	1 3/4"	SRWD	G-1	F-1	FIELD VERIFY	FIELD VERIFY	WD	N/A	20	27	(4) (5)	
117.2	D-6	(2) 2'-6"	7'-0"	1 3/4"	SRWD	G-1	F-1	FIELD VERIFY	FIELD VERIFY	WD	N/A	20	27	(4) (5)	
119.1	D-2	3'-0"	7'-10"	1 3/4"	FRP	G-2	F-1	3'-4"	8'-0"	ALUM		N/A	02	(1) (3)	
119.2	E	E	E	E	WD	E	E	E	E	WD	E	E	31		
119.3	E	E	E	E	WD	E	E	E	E	WD	E	E	31		
121.1	E	E	E	E	WD	E	E	E	E	WD	E	E	21		
122.1	D-2	3'-0"	7'-0"	1 3/4"	WD	G-1	F-2	8'-0"	7'-4"	PHM	G-1	N/A	05		

NEW HANOVER TOWNSHIP SCHOOL
122 FORT DIX STREET
WRIGHTSTOWN, NEW JERSEY

WSK 2.0

DRAWING DATE:
08 SEPT 2010
 COMMISSION NO.:
5260Ca/Cb AS

REGAN YOUNG ENGLAND BUTERA
 REFERENDUMS • ENGINEERING • ARCHITECTURE • DESIGN

456 HIGH STREET • MT. HOLLY, NEW JERSEY 08060 USA
 +1(609)265-2652/-0333FAX • 21A100912100 • RYEBREAD.COM

DOOR SCHEDULE															
DOOR							FRAME							REMARKS	
NUMBER	TYPE	WIDE	HEIGHT	THICKNESS	MATERIAL	GLAZ'G TYPE	TYPE	WIDE	HEIGHT	MATERIAL	GLAZ'G TYPE	FIRE RAT'G		HDW SET	
123.1	D-8	3'-0"	7'-0"	1 3/4	WD	G-1	F-3	3'-4"	7'-4"	PHM	N/A	90		09	
124.1	E	E	E	E	WD	E	E	E	E	WD	E	E		21	
126.1	D-1	(2) 3'-1"	7'-10"	1 3/4	FRP	G-2	F-1	6'-6"	8'-0"	ALUM	N/A	N/A		01	(1)
127.1	D-6	3'-0"	7'-0"	1 3/4"	SRWD	G-1	F-1	FIELD VERIFY	FIELD VERIFY	WD	N/A	20		21	(4) (5)
128.1	D-6	3'-0"	7'-0"	1 3/4"	SRWD	G-1	F-1	FIELD VERIFY	FIELD VERIFY	WD	N/A	20		21	(4) (5)
129.1	E	E	E	E	WD	E	E	E	E	WD	E	E		24	
130.1	E	E	E	E	WD	E	E	E	E	WD	E	E		23	
131.1	E	E	E	E	WD	E	E	E	E	WD	E	E		31	
132.1	E	E	E	E	WD	E	E	E	E	WD	E	E		31	
133.1	E	E	E	E	FRP	E	E	E	E	ALUM	E	E		28	(1)
137.1	E	E	E	E	WD	E	E	E	E	WD	E	E		25	
138.1	E	E	E	E	WD	E	E	E	E	WD	E	E		26	
139.1	E	E	E	E	WD	E	E	E	E	WD	E	E		26	
139A.1	E	E	E	E	WD	E	E	E	E	WD	E	E		26	
140.1	E	E	E	E	WD	E	E	E	E	WD	E	E		26	
142.1	E	E	E	E	FRP	E	E	E	E	ALUM	E	E		28	(1)
143.1	E	E	E	E	WD	E	E	E	E	WD	E	E		31	(6)
143A.1	E	E	E	E	WD	E	E	E	E	WD	E	E		31	
144.1	E	E	E	E	WD	E	E	E	E	WD	E	E		15	(7)
144.2	E	E	E	E	WD	E	E	E	E	WD	E	E		15	(7)
145.1	E	E	E	E	WD	E	E	E	E	HM	E	E		25	
146.1	E	E	E	E	WD	E	E	E	E	WD	E	E		29	
146.2	E	E	E	E	WD	E	E	E	E	WD	E	E		29	
148.1	E	E	E	E	WD	E	E	E	E	WD	E	E		26	
155.1	E	E	E	E	WD	E	E	E	E	WD	E	E		26	
156.1	E	E	E	E	FRP	E	E	E	E	ALUM	E	E		28	(1)

<p>NEW HANOVER TOWNSHIP SCHOOL 122 FORT DIX STREET WRIGHTSTOWN, NEW JERSEY</p>	<p>DRAWING DATE: 08 SEPT 2010 COMMISSION NO.: 5260Ca/Cb AS</p>
<p>REGAN YOUNG ENGLAND BUTERA REFERENDUMS • ENGINEERING • ARCHITECTURE • DESIGN</p>	<p>WSK 2.0</p>
<p>456 HIGH STREET • MT. HOLLY, NEW JERSEY 08060 USA +1(609)265-2652/-0333FAX • 21A100912100 • RYEBREAD.COM</p>	

DOOR SCHEDULE														
DOOR							FRAME							REMARKS
NUMBER	TYPE	WIDE	HEIGHT	THICKNESS	MATERIAL	GLAZ'G TYPE	TYPE	WIDE	HEIGHT	MATERIAL	GLAZ'G TYPE	FIRE RAT'G	HDW SET	
160.1	E	E	E	E	WD	E	E	E	E	WD	E	E	16	
161.1	E	E	E	E	WD	E	E	E	E	WD	E	E	13	
161.2	D-4	(2) 2'-6"	7'-10"	1 3/4	FRP	G-2	F-1	5'-4"	8'-0"	ALUM	N/A	N/A	04	
162.1	D-4	3'-0"	7'-0"	1 3/4	WD	N/A	F-3	3'-4"	7'-4"	PHM	N/A	45	11	
163.1	D-4	3'-0"	7'-0"	1 3/4	WD	N/A	F-3	3'-4"	7'-4"	PHM	N/A	45	11	
164.1	D-4	(2) 2'-0"	7'-10"	1 3/4	FRP	G-2	F-1	12'-10"	8'-0"	ALUM	G-2	N/A	04	(1)
165.1	D-1	3'-0"	7'-0"	1 3/4	WD	G-1	F-4	5'-4"	7'-4"	PHM	G-1	45	08	
165.2	D-5	3'-0"	7'-0"	1 3/4	WD	G-1	F-8	10'-6"	7'-4"	PHM	G-1	N/A	14	
166.1	D-1	(2) 2'-0"	7'-10"	1 3/4	FRP	G-2	F-1	12'-10"	8'-0"	ALUM	G-2	N/A	04	(1)
167.1	D-5	3'-0"	7'-2"	1 3/4	WD	G-1	F-4	5'-4"	7'-4"	PHM	G-1	45	12	
168.1	D-4	3'-0"	7'-2"	1 3/4	WD	N/A	F-1	3'-4"	7'-4"	PHM	N/A	N/A	06	
168.2	E	E	E	E	WD	E	E	E	E	PHM	E	E	17	
169.1	D-4	2'-8"	7'-2"	1 3/4	WD	N/A	F-1	3'-0"	7'-4"	PHM	N/A	N/A	14	
170.1	D-4	3'-0"	7'-2"	1 3/4	WD	N/A	F-1	3'-4"	7'-4"	PHM	N/A	N/A	07	
171.1	D-2	3'-0"	7'-2"	1 3/4	WD	N/A	F-1	3'-4"	7'-4"	PHM	45	N/A	09	
172.1	E	E	E	E	WD	E	E	E	E	PHM	E	E	29	
172.2	E	E	E	E	WD	E	E	E	E	PHM	E	E	30	
173.1	E	E	E	E	WD	E	E	E	E	PHM	E	E	17	
174.1	E	E	E	E	WD	E	E	E	E	PHM	E	E	17	
175.1	E	E	E	E	WD	E	E	E	E	PHM	E	E	17	
176.1	D-1	(2) 3'-1"	7'-10"	1 3/4	FRP	G-2	F-1	6'-6"	8'-0"	ALUM	N/A	N/A	01	(1)

NEW HANOVER TOWNSHIP SCHOOL
 122 FORT DIX STREET
 WRIGHTSTOWN, NEW JERSEY

WSK 2.0

DRAWING DATE:
 08 SEPT 2010
 COMMISSION NO.:
 5260Ca/Cb AS

REGAN YOUNG ENGLAND BUTERA
 REFERENDUMS • ENGINEERING • ARCHITECTURE • DESIGN

456 HIGH STREET • MT. HOLLY, NEW JERSEY 08060 USA
 +1(609)265-2652/-0339FAX • 21A100912100 • RYEBREAD.COM

DOOR SCHEDULE KEY

FRP Fiberglass Reinforced Polyester
ALUM Aluminum
E Existing
N/A Not Applicable
PHM Painted Hollow Metal
SRWD Stile and Rail Wood Door and Frame.
WP Flush Wood Door

G-1: 1/4-inch Tempered Safety Glass.
G-2: 1-inch thick insulated safety glass (each lite), grey tint and low E.

KEY NOTES:

- (1) Card Access System.
- (2) New Doors Set in Existing Frames. Existing Wood Transom to remain.
- (3) Remove and Reinstall existing screen door and frame.
- (4) Base Bid: Repair and refinish existing doors, frames, casings and trim and install new specified door hardware.
- (5) Alternate Bid: Remove and replace door and frame with new stile and rail door and frame and specified door hardware. Remove exiting trims and casings as required to suit new frames. Alter/replace existing casings, trims, etc. to fit as required and reinstall existing wood trim and baseboard.
- (6) Repair or replace damaged door louver.
- (7) Scribe and trim doors to properly fit in opening and swing freely.

GENERAL NOTES:

- A. Contractor shall field verify all existing dimensions to ensure new doors and frames shall fit. All dimensions indicated in the schedules are approximate.

**NEW HANOVER TOWNSHIP SCHOOL
122 FORT DIX STREET
WRIGHTSTOWN, NEW JERSEY**

WSK 2.0

DRAWING DATE:
08 SEPT 2010
COMMISSION NO.:
5260Ca/Cb AS

REGAN YOUNG ENGLAND BUTERA
REFERENDUMS • ENGINEERING • ARCHITECTURE • DESIGN

456 HIGH STREET • MT. HOLLY, NEW JERSEY 08060 USA
+1(609)265-2652/-0333FAX • 21A100912100 • RYEBREAD.COM