

REGAN YOUNG ENGLAND BUTERA

REFERENDUMS • ENGINEERING • ARCHITECTURE • DESIGN

456 HIGH ST. • MT. HOLLY, NJ 08060 USA
(609) 265-2652 • 21A100912100 • www.RYEBREAD.com



ADDENDUM – 02

DATE: Friday, 24 March 2023

FROM: Angelo P. Butera, AIA

VIA: Facsimile

SUBJECT:

RYEB Project #5718A

Salem City BOE

SALEM HIGH SCHOOL STADIUM

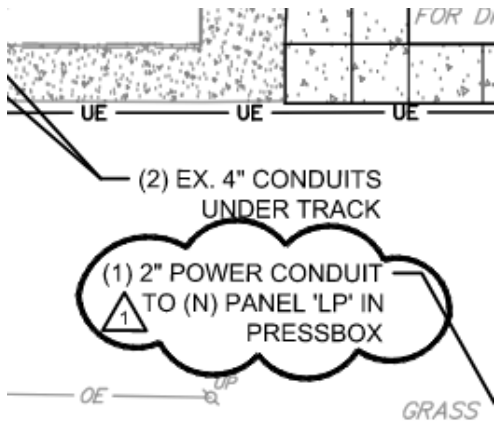
NJDOE SP#: 4630-050-23-1000

This addendum is issued to clarify, correct or supplement the Documents as originally issued and will become a part of the Contract. Receipt thereof shall be acknowledged by Bidders in space provided in the Form of Bid. Failure to acknowledge this Addendum on the official Form of Bid may be cause for rejection of Bid.

- 2.01. CLARIFICATION: Section 002000 - Form of Bid, Bidder shall correlate all required documents in the order listed in the “Documents Accompanying Bid” as found on the Form of Bid and place an “X” in the box next to each item provided. Failure to provide all required documents and required number of copies may be cause for disqualification and rejection of bid.
- 2.02. CLARIFICATION: Civil Dwgs.
 - 1. The minimum coverage of the sanitary force main shall be 48” below finish grade.
 - 2. The minimum coverage of the water service shall be 48” below finish grade.
- 2.03. CLARIFICATION: Bleacher Dwgs Sht 7 of 15, the bleacher/press box contractor shall provide, (furnish & install) all electrical items in the press box.
- 2.04. REPLACE: EF-1 Fan as indicated in the Fan Schedule on Sht M201 w/ the following:
 - Manuf: Greenheck.
 - Model: SP Series.
 - CFM: 75.
 - ESP: 0.375 in wc.
 - Accessories: Vibration Isolation Kit, Speed Controller, Disconnect Switch, Wall Louver Discharge (WL).
 - Installation Instructions: Hang/suspend fan in Jan/Mech 101 from structure, provided ducted fan outlet to wall louver in exterior wall.
- 2.05. CHANGE: Details on shts E100 & E200 as indicated on the attached SKE-1.
- 2.06. The list of current plan holders and addenda can be found at www.ryebread.com under the “Bidding” tab.

Including this page, Addendum 02 consists of (02) page(s).

END OF ADDENDUM 02



2" CONDUIT FROM (N) PANEL 'MDP' FOR SCOREBOARD AND 1" CONDUIT FOR TIMER CIRCUIT. REFER TO (N) SLD 2/E-300 FOR ADDITIONAL INFORMATION.

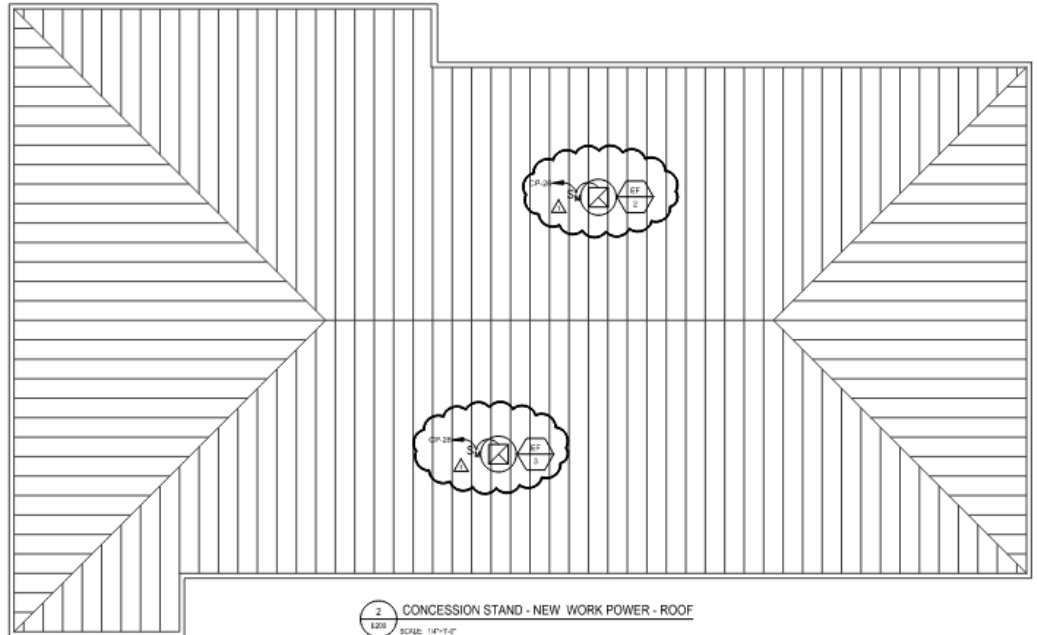
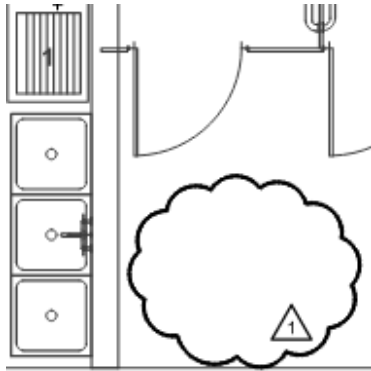
3" CONDUIT PANEL 'CP'

DRAWING E100 REVISION NARRATIVE:

1. ADDED "1" CONDUIT FOR TIMER CIRCUIT."
2. CHANGED 2" CONDUIT TO 3" CONDUIT.

DRAWING E100 REVISION NARRATIVE:

1. REVISED "FROM (N) PANEL "MDP" TO READ "TO (N) PANEL "LP" IN PRESSBOX."

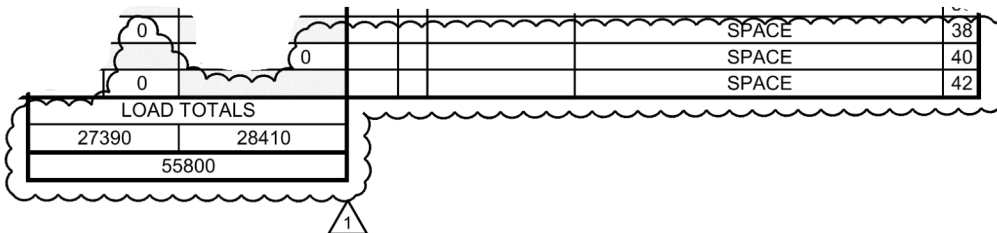


DRAWING E200 REVISION NARRATIVE:

1. DELETED LOCATION OF EF-3 FROM WOMEN 103 TO ROOF.

DRAWING E200 REVISION NARRATIVE:

1. ADDED ROOF PLAN TO SHOW FINAL LOCATIONS FOR EF-2 AND EF-3.



DRAWING E200 REVISION NARRATIVE:

1. DELETED PANEL 'LP' FROM SCHEDULE AND REVISED LOADS.



Pennoni Associates Inc.
Engineers • Surveyors • Planners
Landscape Architects

515 Grove Street, Suite 1B • Haddon Heights, NJ 08035
T 856.547.0505 • F 856.547.9174

ALL DOCUMENTS PREPARED BY PENNONI ASSOCIATES ARE INSTRUMENTS OF SERVICE IN RESPECT OF THE PROJECT. THEY ARE NOT INTENDED OR REPRESENTED TO BE SUITABLE FOR REUSE BY OWNER OR OTHERS ON EXTENSIONS OF THE PROJECT OR ON ANY OTHER PROJECT. ANY REUSE WITHOUT WRITTEN VERIFICATION OR ADAPTATION BY PENNONI ASSOCIATES FOR THE SPECIFIC PURPOSE INTENDED WILL BE AT OWNERS SOLE RISK AND WITHOUT LIABILITY OR LEGAL EXPOSURE TO PENNONI ASSOCIATES, AND OWNER SHALL INDEMNIFY AND HOLD HARMLESS PENNONI ASSOCIATES FROM ALL CLAIMS, DAMAGES, LOSSES AND EXPENSES ARISING OUT OF OR RESULTING THEREFROM.

DRAWN BY:

NS-L

CHECKED BY:

DD

JOB No.

NEWRD22010

SCALE:

NO SCALE

DATE:

03/24/2023

SKETCH No.

SKE-1

DESCRIPTION:

ADDENDUM NO 2